

## 04 ARIES LED (24-LED)

### Construction:

The unit consist of a body (1). A shade (2) is mounted to the luminary body with a ring (3). A disk (4) separating electrical compartment from lighting compartment, is attached to a luminary body. A LED light sources radiator (6) is settled to the disk (4). LED modules (5) are mounted to the radiator (6) with a set of lenses, by screws. The modules are powered with a power supply (7). The luminary is sealed with a gasket (8). As an option, we equip the luminary with a ZHAGA socket (11)

### Mounting instructions:

- \*) - Screw the LED light sources (5) with a lenses to the disk (4).
- \*) - Connect the electrical cables according to the scheme.
- Tighten bolts to mount a disk (4) to the luminary body (1).
- Mount the shade (2) to the body (1) with a ring (3). Tighten mounting bolts.
- The luminary is mounted to the lantern with a M20 thread (10) (hanged luminary).

If any lantern elements are supplied factory-mounted, the mounting stages marked with \*) should be omitted (as this has already been done by the manufacturer).

### Technical data:

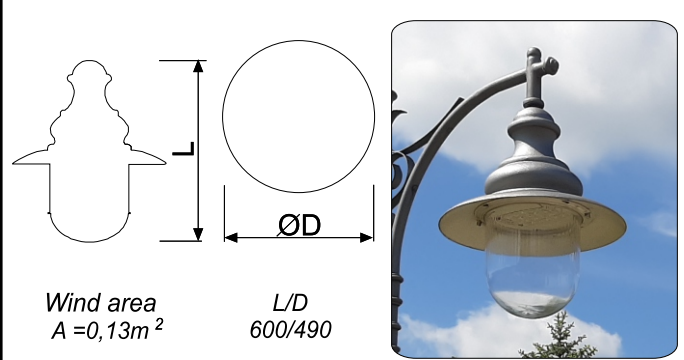
- Power: **~220-240V / 50-60Hz**
- Ambient/work temperature : **-30°C do +35°C**
- Protective class: **I**
- Ingress protection code: **IP66**
- Mechanical impact protection code: **IK10**
- Surge protection: **to 10kV**
- Life time: **L90, B10 >100 000h**
- Controls method: **1-10V, DALI, Ampdim, Dynadimmer,**  
as an option - **socked ZHAGA with SR driver (D4i),**

### Application:

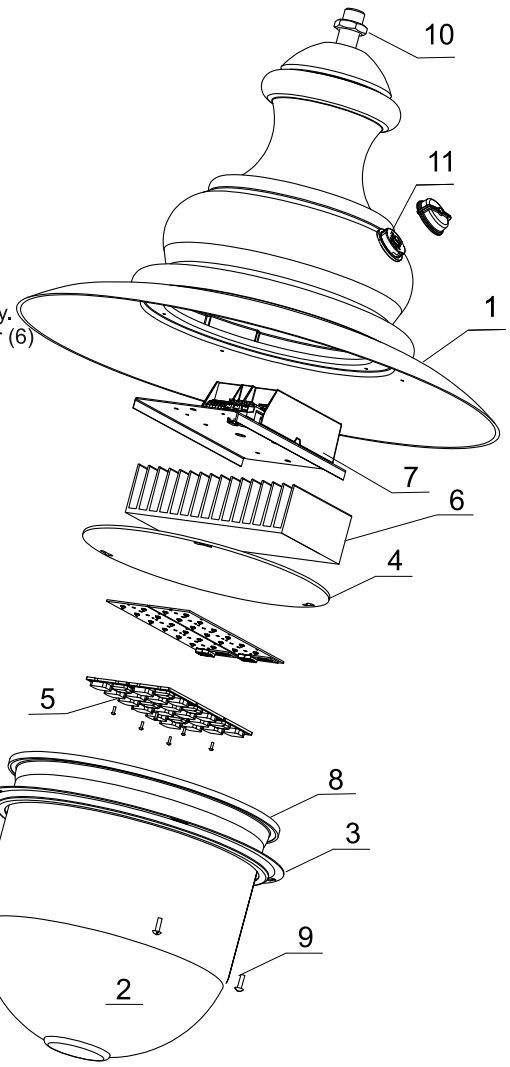
**Lighting: roadways, pavements, bicycle paths, markets, parks, parkings, pedestrian crossings**



### Product equipped with a replaceable light source LED - options:

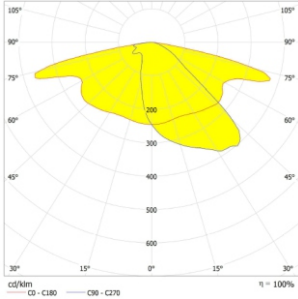
Symbol	Light source	Luminous flux [lm]			Pn [W]	If [mA]	Weight [kg]	Luminary dimensions
		2700K (827)	3000K (830)	4000K (840)				
04 L-25W	24-LED G5	2700	2781	2940	25	300	7,0	
04 L-32W	24-LED G5	3606	3615	3822	32	400	7,0	
04 L-39W	24-LED G5	4284	4417	4670	39	500	7,0	
04 L-46W	24-LED G5	5036	5191	5488	46	600	7,0	
04 L-54W	24-LED G5	5760	5940	6281	54	700	7,0	
04 L-61W	24-LED G5	6468	6668	7051	61	800	7,0	

Luminous flux values shall be declared for ambient temperature 25°C. The class of modules used assumes 5% tolerance of the declared luminous flux value. The weight of the unit may slightly differ for individual production batches.

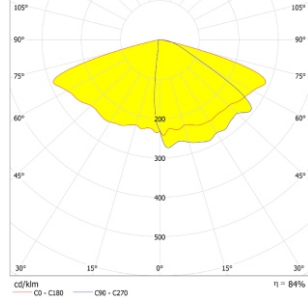


# 04 ARIES LED (24-LED)

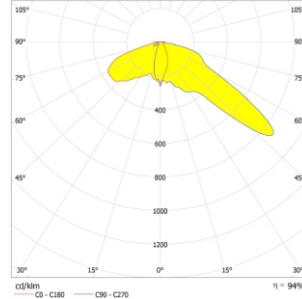
## Available lenses - Photometry (polar plot) :



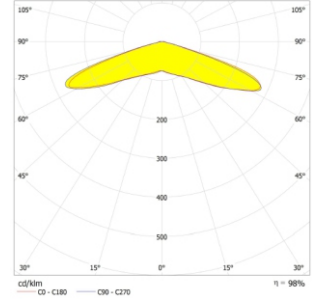
1. Basic lens ME



2. As an option lens T3

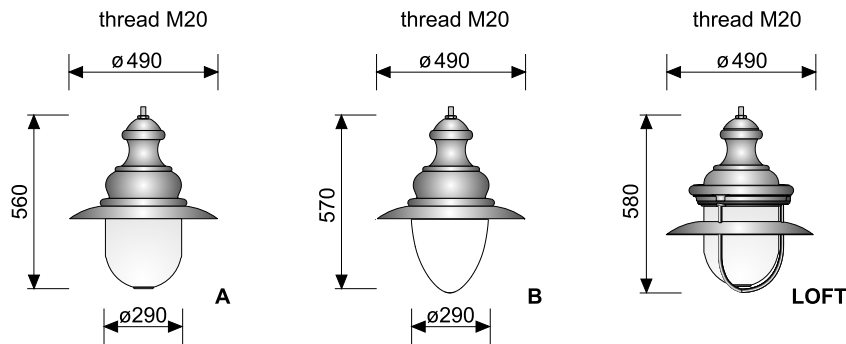


3. As an option lens PX

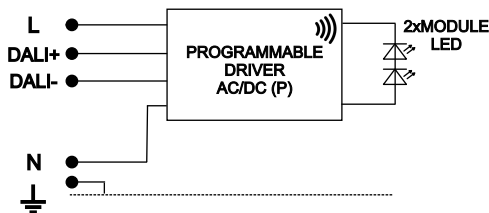


4. As an option lens VSM

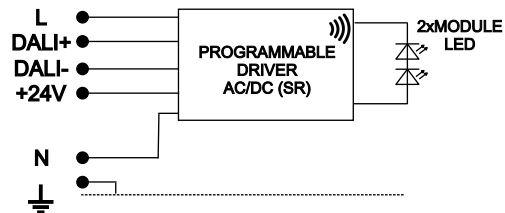
## Versions/assembling:



## Electrical diagrams:



1. Light source LED  
 (basic version - programmable driver)



2. Light source LED  
 (version as an option - Sensor Ready driver)

- programmable driver (P) enables programming of a five-steps power reduction, surge protection to 10kV
- programmable driver (SR) enables to be powered wireless communication devices, via a ZHAGA socket, surge protection to 10kV
- detailed specifications of the power supplies include catalogue cards of their manufacturers, which we provide on request