



art metal

07 ANTILA

F.P.H. Art Metal Sp.j.

Ul. Jabłoniowa 124, 83-331 Łapino Kartuskie, Poland
Tel. 0048 58 681 80 78, Fax: 0048 58 681 80 64
www.art-metal.pl e-mail: biuro@art-metal.pl

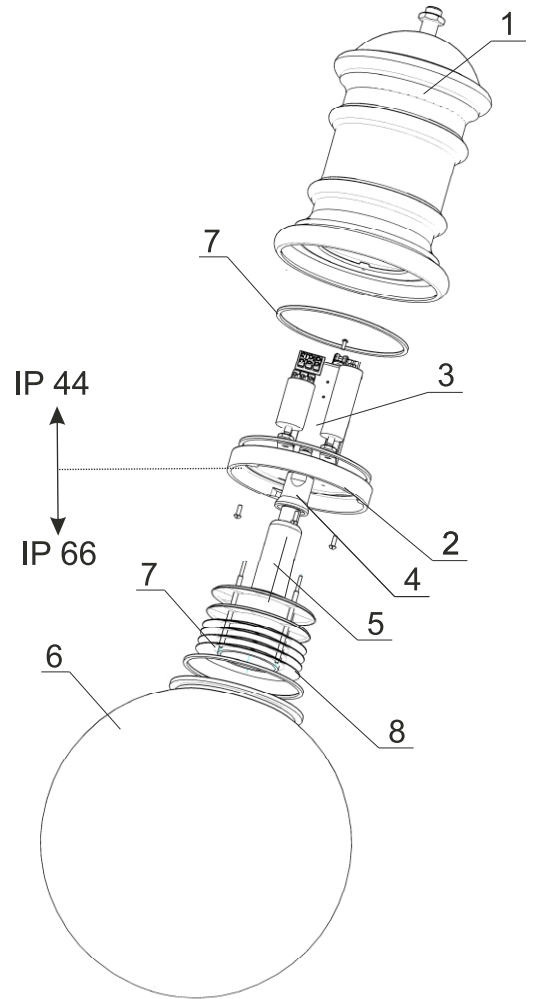
Construction:

The luminary consists of a body unit (1) with mounted base (2). Control gear (3) and the ceramic bulb holder (4) are mounted on that base (2). Light source (5) is installed in the ceramic bulb holder. Globe shade (6) is fixed to the body of the luminary (1). Gaskets (7) make the unit weather-tight On the light source (optionally) Reflector (ODB-3) type RASTER (8) is mounted.

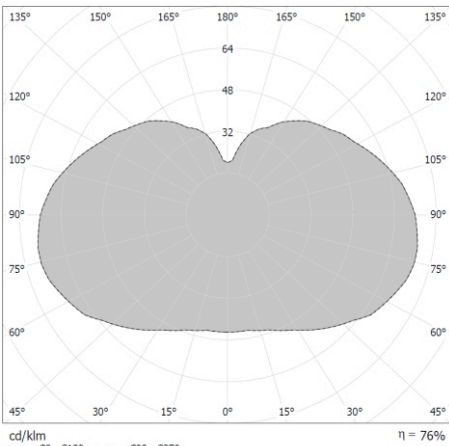
Mounting instruction:

- connect an arm with the luminary
- connect the electrical cables to the terminals of igniter (3)
- mount the terminals of igniter in the body unit (1) - mount the light source in The ceramic bulb holder (4)
- mount the globe shade (6)

If any lantern elements are supplied factory-mounted, the mounting stages marked with *) should be omitted (as this has already been done by the manufacturer)



TECHNICAL DATA:

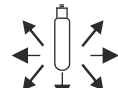
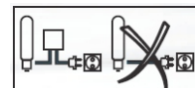


Power: ~230/50Hz

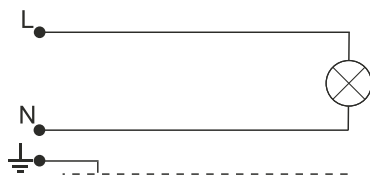
Protective class: I

IP44 -electrical part

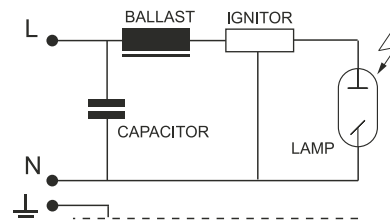
IP66 -optical part



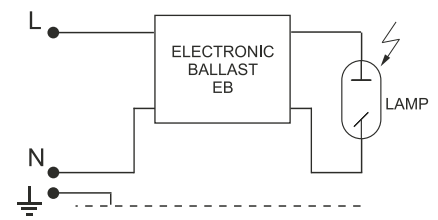
ELECTRICAL DIAGRAM:



1. Incandescent bulb



2. Sodium / metal halide lamps



3. Sodium / metal halide lamps

Type	Light-producing element	Lamp holder	Weight [kg]	Pn [W]		Luminary dimensions
				IC	EB	
07MH-70W	MH/HSI/HPI	E27	7,7	81	75	
07MH-100W	MH/HSI/HPI	E27	7,8	114	105	
07MH-150W	MH/HSI/HPI	E27	8,5	169	155	
07S-70W	WLS/SHP/SON	E27	7,9	81	75	
07S-100W	WLS/SHP/SON	E40	8,0	114	105	
07S-150W	WLS/SHP/SON	E40	8,7	169	155	
07Z-E/Z	Bulb / MINI - LINX	E27	6,4	Maks. 60		

WARNING !! The weight of the unit may slightly differ for individual production batches.

Sign:L-0007-01-04

Last revision: 2016.01.27

