



art metal

33 VICTORIA

F.P.H. Art Metal Sp.j.

Ul. Jabłoniowa 124, 83-331 Łapino Kartuskie, Poland
Tel. 0048 58 681 80 78, Fax: 0048 58 681 80 64
www.art-metal.pl e-mail: biuro@art-metal.pl

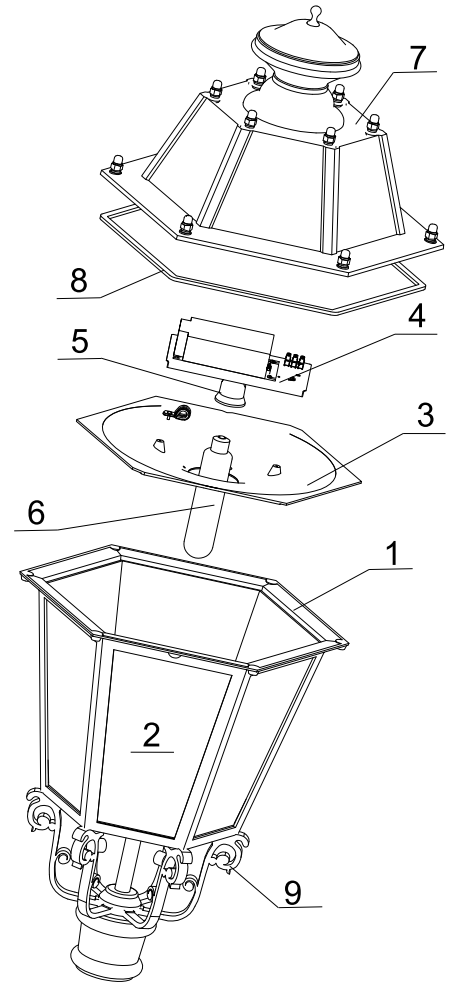
Construction:

The unit consists of a metal basket (1) which holds a shade (2). The shade is sealed by ring gaskets from the top and bottom. An upper reflector (3) is attached to the basket. A tray with an igniter module (4) and a lampholder (5) are mounted on the upper reflector (3). A RASTER (ODB-3) reflector can be mounted optionally. A bulb (6) is fitted into the lampholder. The metal basket (1) is closed with a decorative top cover (7). Gaskets (8) make the unit weather-tight. A lyre-shaped mounting holder (9) mounted on the basket from the bottom is used to attach the unit to a pole or bracket.

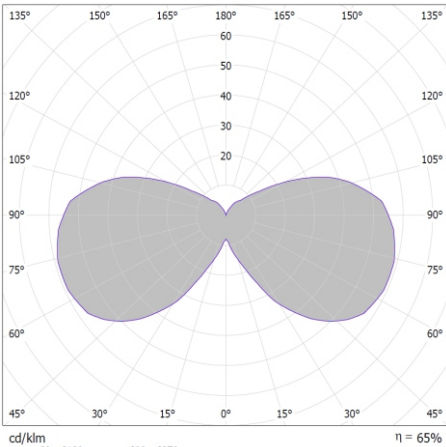
Mounting instructions:

- *)- Put the shade (2) into the basket (1), keeping it tight against the frame with the gaskets.
- *)- Attach the tray with the igniter (4) and the lampholder (5) to the reflector (3).
- *)- Attach the upper reflector (3) and the decorative top cover (7) to the basket (1).
 - Put the bulb (6) in position.
 - Connect the electrical cables to the terminals of the igniter (4).
 - Mount the unit on a pole and tighten the bolts.
 - Close the cover(7) with a screw, using hand.

If any lantern elements are supplied factory-mounted, the mounting stages marked with *) should be omitted (as this has already been done by the manufacturer)



TECHNICAL DATA:



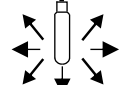
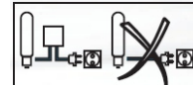
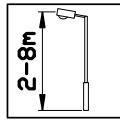
cd/klm
C0 - C180 C90 - C270
Photometry (polar plot)
η = 65%

Power: ~230/50Hz

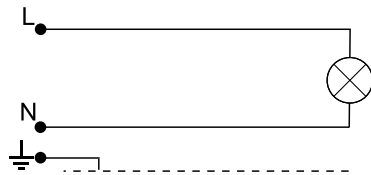
Protective class: I

IP65 -electrical part

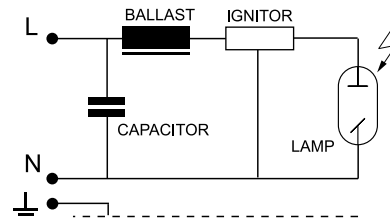
IP65 -optical part



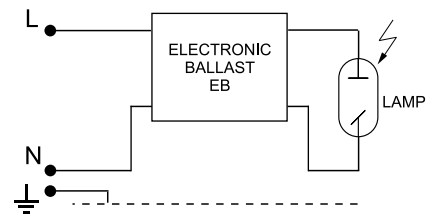
ELECTRICAL DIAGRAM:



1. Incandescent bulb



2. Sodium / metal halide lamps



3. Sodium / metal halide lamps

Type	Light-producing element	Lamp holder	Weight [kg]	Pn [W]		Luminary dimensions
				IC	EB	
33MH-70W	MH/HSI/HPI	E27	13,2	81	78	<p>Wind area A = 0,21m</p> <p>L/H/B 830/500/430</p>
33MH-100W	MH/HSI/HPI	E27	13,7	114	109	
33MH-150W	MH/HSI/HPI	E27	14,4	169	164	
33S-70W	WLS/SHP/SON	E27	13,2	81	78	
33S-100W	WLS/SHP/SON	E40	13,7	114	109	
33S-150W	WLS/SHP/SON	E40	14,4	169	164	
33Z-E/Z	Bulb / MINI-LINX	E27	11,7	Maks. 60		

WARNING !! The weight of the unit may slightly differ for individual production batches.

